Super Basic Beginner Picking Pattern

Kami Koontz

February 2026

Beginners:

- A picking pattern doesn't have to be hard or intricate at first.
- Learn the basics. You can then grow and advance.
- A song you are wanting to play/sing might encourage you to learn a new picking pattern.

The Basics:

Pick **one string at a time**. It's NOT a strum.
(Note: intermediate/advanced might include more than one string at a time and an occasional strum – but not in beginner mode.)

Thumb (P or T) picks downward; **Index Pointer (i)** plucks/scoops upward with motion like a pendulum.

Learning a picking pattern

Find the method that works for you to **break down a pattern to learn** AND start slowly!

You don't have to have tablature to learn a new picking pattern. If you do see it, here's what it means:

The lines are the strings (top line is the highest pitched string, A string, string 1, nearest to toes).

The **number** on tablature **indicates which fret** to press on which string. "0" means open string, do not press any fret. "2" on the A string line, means press the 2nd fret of the A string.

EXAMPLE: Beats of a measure



Beginners (beats 1,2,3,4) Intermediate (1&2&3&4&)



Danielle Ate the Sandwich's

EASY TWO FINGER PICKIN' PATTERN!

THE BASICS:

- Rest your right hand on the ukulele with your middle, ring and pinky fingers lightly grounded on the body under the sound hole
- Keep thumb and finger free to move like a pendulum
- Thumb = P, your thumb picks downward and plays only the G and C strings
- Pointer Finger = i, your finger picks upward, like a scoop, and plays only the E and A strings



THE RULES:

- PICK EACH STRING ONLY ONCE
- ALTERNATE STRINGS G to E then C to A
- ALTERNATE FINGERS Thumb to Index

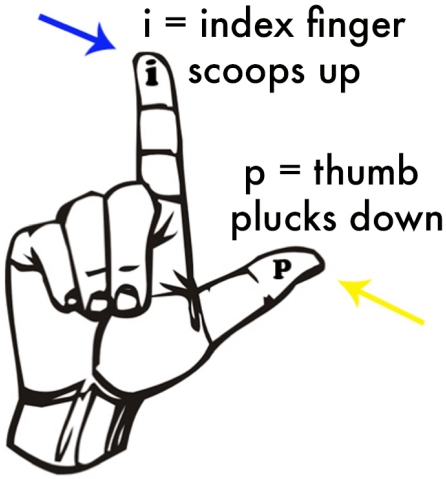

What we are doing, would be written in tablature as:

```
A    |- - - - - - - - - - - 0 - - |
E    |- - - - -0 - - - - - - - - -|
C    |- - - - - - - - 0 - - - - - |
G    |- 0 - - - - - - - - - - - - |
        p    i    p    i
```

Now put down fingers for a C Chord. Written in a tab, it'll look like this:

```
A    |- - - - - - - - - - - 3 - -|
E    |- - - - -0 - - - - - - - - -|
C    |- - - - - - - - 0 - - - - -|
G    |- 0 - - - - - - - - - - - -|
```

PRACTICE THE PICKIN' PATTERN WITH CHORD CHANGES

C | C | F | F | C | C | G | G |

LET'S PUT THE PICKIN' TO WORK WITH A 4/4 TIME SIGNATURE

My Girl by the Temptations (in 4/4 time)

C **Dm** **F** **G**
I guess you'd say
C **Dm** **F** **G**
What can make me feel this way?
C **C** **C**
My girl (my girl) (my girl)
Dm **G**
Talkin' 'bout my girl my girl

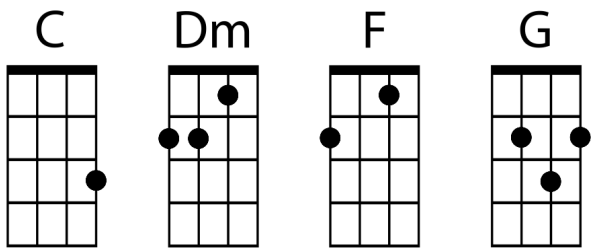

HOW DO WE USE THE PATTERN IN A 3/4 or 6/8 TIME SIGNATURE?

- In 6/8 we have to pluck 6 times to make one measure (instead of 4 time for 4/4)
- Our pattern will change to G-E-C-A-G-E or p-i-p-i-p-i and then the pattern will repeat

```
A   |- - - - - - - - - - - - - 0 - - - - - - - - - -|- - - - - - - - - - - - - 0 - - - - - - - - - -|
E   |- - - - - - 0 - - - - - - - - - - - - - 0 - - - |- - - - - - 0 - - - - - - - - - - - -  0 - - -|
C   |- - - - - - - - - - 0 - - - - - - - - - - - - - |- - - - - - - - - - 0 - - - - - - - - - - - - -|
G   |- - 0 - - - - - - - - - - - - - - 0 - - - - - - -|- -0 - - - - - - - - - - - - - - 0 - - - - - -|
        p     i     p     i     p     i         p     i     p     i     p     i

Count   1     2     3     4     5     6         1     2     3     4     5     6
```

Amazing Grace (in 6/8 time)

C **F** **C**
Amazing Grace, how sweet the sound,
C **G7**
that saved a wretch like me.
C **F** **C**
I once was lost, but now am found,
C **G7** **C**
was blind, but now I see.

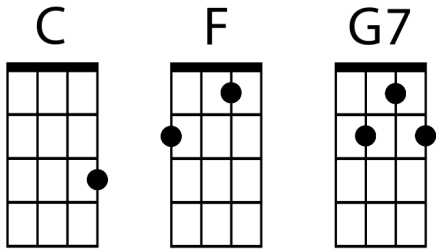

Leaving on a Jet Plane v2

John Denver

Key of C

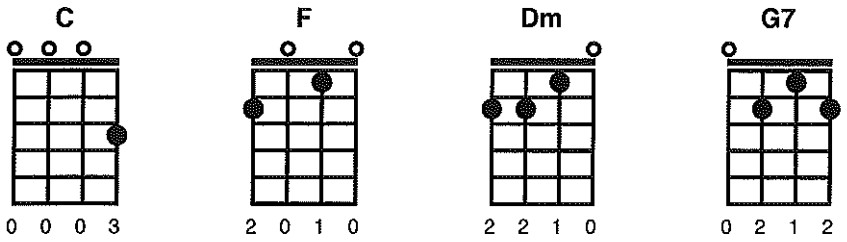

Intro: C C

C F
All my bags are packed I'm ready to go
C F
I'm standing here out-side your door
C Dm G7 G7
I hate to wake you up to say good-bye
C F
But the dawn is breaking it's early morn
C F
The taxi's waitin he's blowin his horn
C Dm G7
Al-ready I'm so lonesome I could die…

Chorus:
C F
So kiss me and smile for me
C F
Tell me that you'll wait for me
C Dm G7
Hold me like you'll never let me go
C F
Cause I'm leavin on a jet plane
C F
Don't know when I'll be back again
C Dm G7
Oh babe I hate to go

C F
There's so many times I've let you down

C F
So many times I've played around
C Dm G7 G7
I tell you now they don't mean a thing
C F
Every place I go I'll think of you
C F
Every song I sing I'll sing for you
C Dm G7
When I come back I'll bring your wedding ring…

Chorus:
C F
So kiss me and smile for me
C F
Tell me that you'll wait for me
C Dm G7
Hold me like you'll never let me go
C F
Cause I'm leavin on a jet plane
C F
Don't know when I'll be back again
C Dm G7
Oh babe I hate to go

C F
Now the time has come to leave you
C F
One more time let me kiss you
C Dm G7 G7
Then close your eyes I'll be on my way
C F
Dream about the days to come
C F
When I won't have to leave alone
C Dm G7
A-bout the times I won't have to say...

Chorus:
C F
So kiss me and smile for me

C F
Tell me that you'll wait for me
C Dm G7
Hold me like you'll never let me go
C F
Cause I'm leavin on a jet plane
C F
Don't know when I'll be back again
C Dm G7
Oh babe I hate to go

C F
I'm leavin on a jet plane
C F
Don't know when I'll be back again
C Dm G7C
Oh babe, I hate to go

Leaving on a Jet Plane v2

Claw #1 Chord Progression: (4 beats each)

C Cmaj7 C7 F

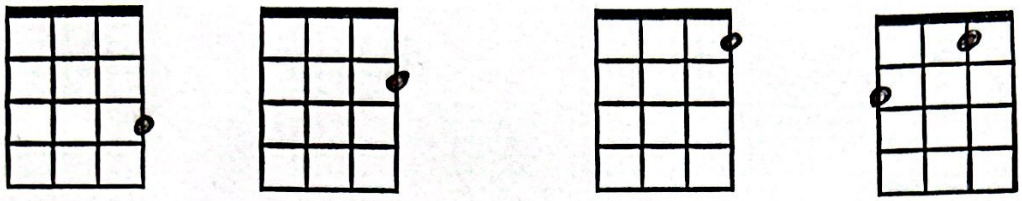

1 + 2 + 3 + 4 +

A-------M----------M------M---------M----------

E--------I----------I--------I----------I----------

C---T---------T---------T---------T----------

G----------

Scanned with CamScanner

Claw #2 Chord Progression: (4 beats each)

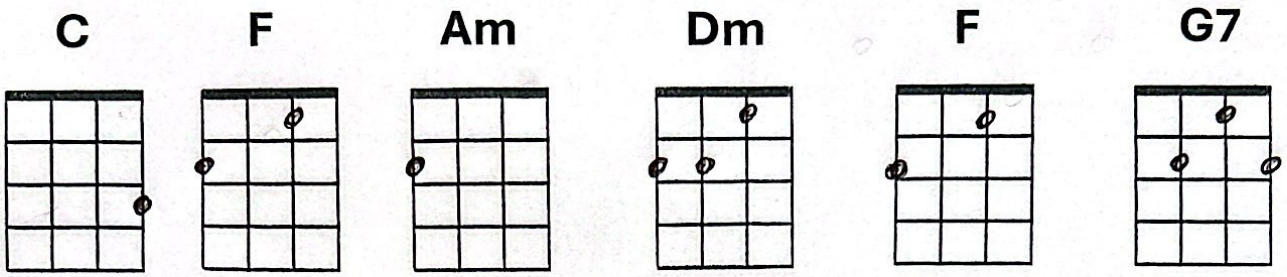


```
    1   +    2   +    3   +    4   +
A-----------------------------------------------------------
E------M---------M-------M----------M-------------------
C-------I----------I---------I------------I-------------------
G---T--------T--------T---------T---------------------------
```

Scanned with CamScanner

Claw #2 Chord Progression: (3 beats each)

C F C F G7

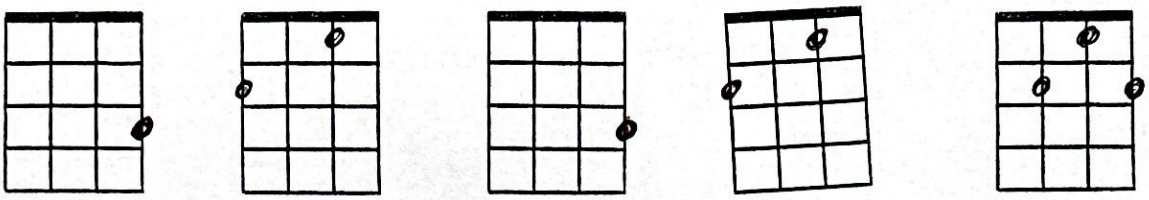

```
  1   2     3     1     2     3     1     2     3
A--------M----M----------M-----M----------M-----M------
E---------I------I----------I------I----------I------I-------
C---T----------------T-----------------T--------------------
G-----------------------------------------------------------
```

Scanned with CamScanner

Boom Diddy Chord Progression: (4 beats each)

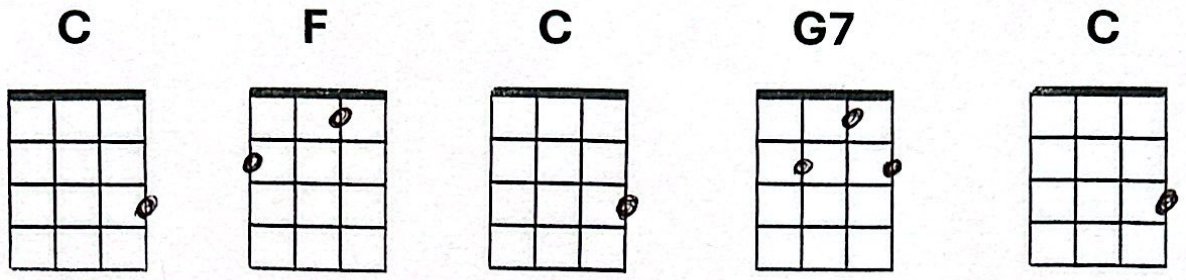

1 + 2 + 3 + 4 +

```
A--------------------I-------------------------I-----------------
E--------I----------------------I-------------------------------
C--------------T----------------------T--------------------------
G--T----------------------T-------------------------------------
```

Scanned with CamScanner

Its So Easy
Buddy Holly

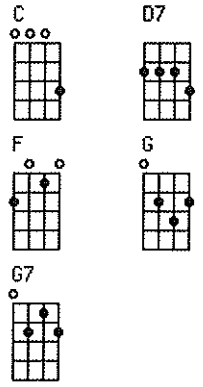

C G F G7
It`s so easy to fall in love.
C F G7 C
It`s so easy to fall in love.
(Riff 1)

Verse 1:
C G F G7
People tell me love`s for fools.
C F G7 C
So, here I go, breaking all the rules.

Refrain:
F
It seems so easy,(it's so easy, ...it's so easy)
C
oh so doggone easy,(it's so easy, ...it's so easy)
F
it seems so easy.
D7 G7
Where you`re concerned, my heart has learned.

Chorus:
C G F G7
It`s so easy to fall in love.
C F G7 C
It`s so easy to fall in love.

(Riff 2)

Verse 2:
C G F G7
Look into your heart and see,
C F G7 C
what your love book has set apart for me.

Refrain:
F
It seems so easy,(it's so easy, ...it's so easy)

C
oh so doggone easy,(it's so easy, ...it's so easy)
F C
it seems so easy.
D7 G7
Where you`re concerned, my heart has learned.

Chorus:
C G F G7
It`s so easy to fall in love.
C F G7 C
It`s so easy to fall in love.

(Extended Riff & Drums)

Refrain:
F
It seems so easy,(it's so easy, ...it's so easy)
C
oh so doggone easy,(it's so easy, ...it's so easy)
F
it seems so easy.
D7 G7
Where you`re concerned, my heart has learned.

Repeated Chorus x 3:
C G F G7
It`s so easy to fall in love.
C F G7 C
It`s so easy to fall in love.

C G F G7
It`s so easy to fall in love.
C F G7 C
It`s so easy to fall in love.

C G F G7
It`s so easy to fall in love.
C F G7 C
It`s so easy to fall in love.

End

Cupid

Sam Cooke

Key of G

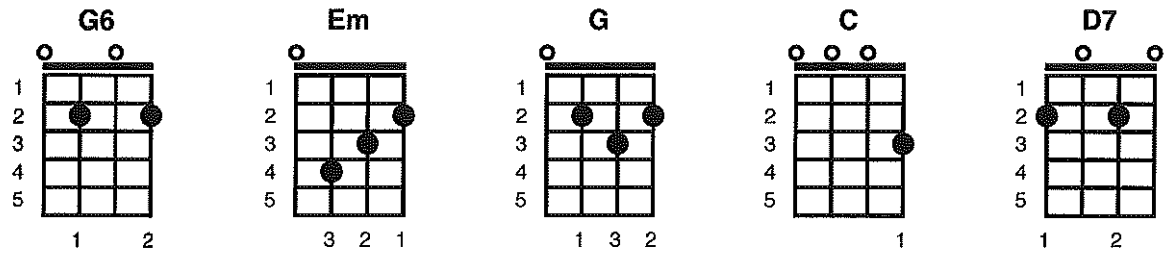

Strum: | d - R u - u d u |

Intro: G6 Em G6 Em

CHORUS 1:

G Em
Cupid, draw back your bow
G C
And let your arrow go
G D7 G D7
Straight to my lover's heart for me...no-body but me
G Em
Cupid, please hear my cry
G C
And let your arrow fly
G D7 C G
Straight to my lover's heart for mee-eee

G
Now, I don't mean to be bother to you,
D7
But I'm in distress
D7 G
There's danger of me losing all of my happiness
G C
For I love a girl who doesn't know I exist
D7 G
And this you can fix, so

CHORUS 2:

G Em
Cupid, draw back your bow
G C
And let your arrow go
G D7 G D7
Straight to my lover's heart for me...no-body but me
G Em
Cupid, please hear my cry
G C
And let your arrow fly
G D7 C G
Straight to my lover's heart for mee-eee

G D7
Now, Cupid if your arrow make her love strong for me
D7 G
I promise I will love her until eternity
G C
I know between the two of us her heart we can steal
D7 G
Help me if you will, so...

CHORUS 3:

G Em
Cupid, draw back your bow
G C
And let your arrow go
G D7 G D7
Straight to my lover's heart for me...no-body but me
G Em
Cupid, please hear my cry
G C
And let your arrow fly

G D7 C G
Straight to my lover's heart for mee-eee

G6 Em G6
Now, Cupid, don't you hear me, calling you?
Em G6 G
I need you, Cupid ↓

Cupid

Wonderful World

Sam Cooke

Key of C

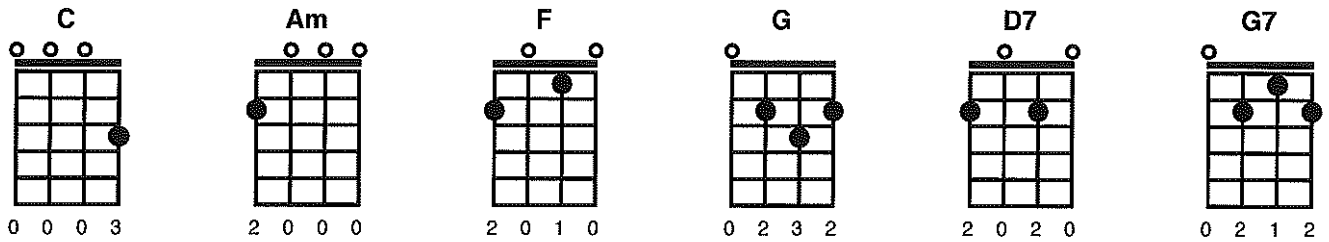

Strum: I: d - R u - u - u :I:

Intro: **C Am**

C **Am**
Don't know much about history,
F **G**
Don't know much bi-ology.
C **Am**
Don't know much about a science book,
F **G**
Don't know much about the French I took.

Chorus 1:
C **F**
But I do know that I love you,
C **F**
And I know that if you love me too;
G **C**
What a wonderful world this could be.

C **Am**
Don't know much about ge-ography,
F **G**
Don't know much trigo-nometry.
C **Am**
Don't know much about algebra,

F G
Don't know what a slide rule is for.

Chorus 2:
C F
But I do know one and one is two,
C F
And if this one could be with you;
G C
What a wonderful world this could be.

Bridge:
G C
Now I don't claim to be an 'A' student,
G C
But I'm tryin' to be.
D7 C
I think that maybe by being an 'A' student, baby,
D7 G7
I could win your love for me.

C Am
Don't know much about history,
F G
Don't know much bi-ology.
C Am
Don't know much about a science book,
F G
Don't know much about the French I took.

Chorus 3:
C F
But I do know that I love you,
C F
And I know that if you love me too;

G C
What a wonderful world this could be.

C Am
La ta, ta ta ta ta... (history),
F G
Hmm mmm mmm (bi-ology).
C Am
Woah, la ta ta ta ta ta ta ta ta, (science book),
F G
Hmm mmm mmm (French I took). Ya

Chorus 4:
C F
But I do know that I love you,
C F
And I know that if you love me too;
G C
What a wonderful world this could be.

I F↓ C↓

Wonderful World

You Really Got A Hold On Me

Key of C

Smokey Robinson and the Miracles

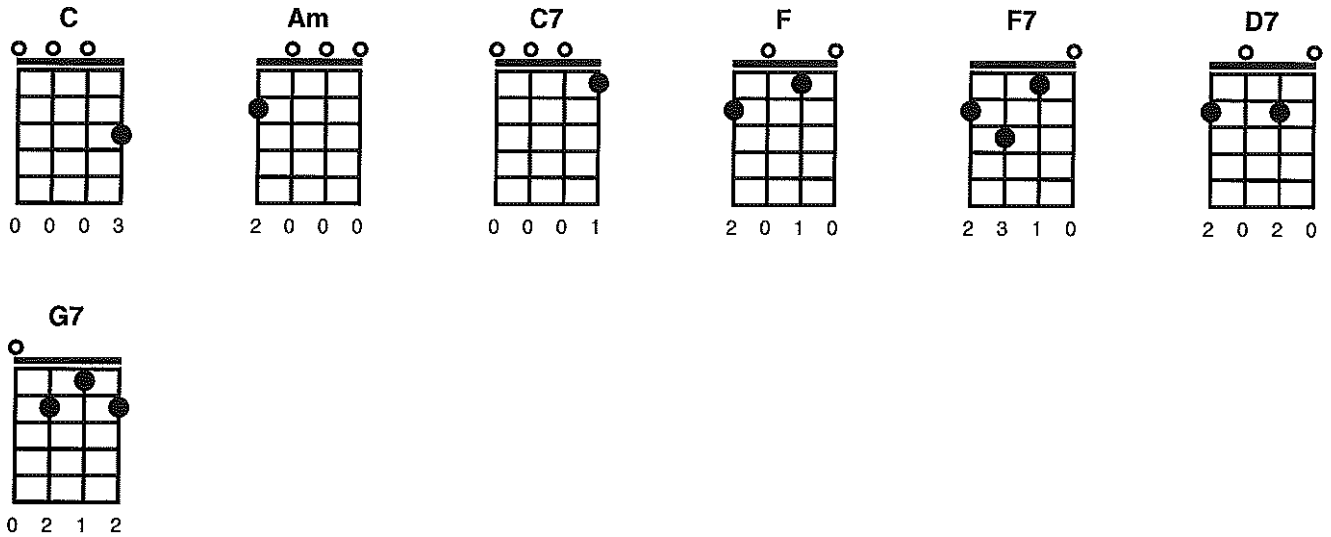

Intro: **C Am C Am**

C
I don't like you but I love you
Am
Seems that I'm always thinkin' of you
C C7 F F7 D7
Tho' oh oh you treat me badly I love you madly
G7 C
You really got a hold on me (you really got a hold on me)
Am
You really got a hold on me (you really got a hold on me) Baby

C
I don't want you but I need you
Am
Don't wanna kiss you but I need to
C C7 F
Tho' oh oh you do me wrong now
F7 D7
My love is strong now

G7 C
You really got a hold on me (you really got a hold on me)
Am
You really got a hold on me (you really got a hold on me)
C C7 F F7
Baby I love you and all I want you to do is just
C G7
Hold me hold me hold me hold me

C Am G7 C C Am G7 Am
tighter tighter

C
I wanna leave you don't wanna stay here
Am
Don't wanna spend another day here
C C7 F F7 D7
Tho' oh oh I wanna split now I can't quit now
G7 C
You really got a hold on me (you really got a hold on me)
Am
You really got a hold on me (you really got a hold on me)
C C7 F F7
Baby I love you and all I want you to do is just
C G7
(Hold) please (hold) squeeze hold me (hold me)

C
You really got a hold on me (you really got a hold)
Am
I said you really got a hold on me (you really got a hold)
C
You know you really got a hold on me

Top of the World

Carpenters,1973

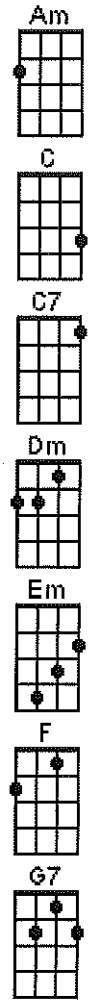

[C]Such a feelin's **[G7]**comin' over **[C]**me
There is **[Em]**wonder in most **[Dm]**every**[G7]**thing I **[C]**see **[C7]**
Not a **[F]**cloud in the **[G7]**sky
Got the **[Em]**sun in my **[Am]**eyes
And I **[Dm]**won't be surprised if it's a **[G7]**dream

[C]Everything I **[G7]**want the world to **[C]**be
Is now **[Em]**coming true es**[Dm]**pecial**[G7]**ly for **[C]**me **[C7]**
And the **[F]**reason is **[G7]**clear
It's be**[Em]**cause you are **[Am]**here
You're the **[Dm]**nearest thing to heaven that I've **[G7]**seen

CHORUS
I'm on the **[C]**top of the **[C7]**world lookin' **[F]**down on creation
And the **[C]**only explan**[G7]**ation I can **[C]**find **[C7]**
Is the **[F]**love that I've **[G7]**found ever **[C]**since you've been a**[F]**round
Your love's **[C]**put me at the **[G7]**top of the **[C]**world

[C]Something in the **[G7]**wind has learned my **[C]**name
And it's **[Em]**tellin' me that **[Dm]**things are **[G7]**not the **[C]**same **[C7]**
In the **[F]**leaves on the **[G7]**trees
And the **[Em]**touch of the **[Am]**breeze
There's a **[Dm]**pleasin' sense of happiness for **[G7]**me

[C]There is only **[G7]**one wish on my **[C]**mind
When this **[Em]**day is through I **[Dm]**hope that **[G7]**I will **[C]**find **[C7]**
That **[F]**tomorrow will **[G7]**be
Just the **[Em]**same for **[Am]**you and me
All I **[Dm]**need will be mine if you are **[G7]**here

Repeat Chorus

Chapel Of Love

Jeff Barry, Ellie Greenwich, Phil Spector 1963 (recorded by The Dixie Cups 1964)

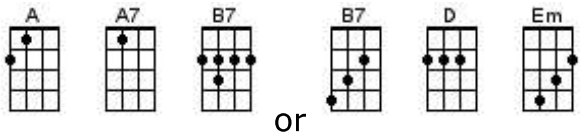

INTRO: / 1 2 3 4 / [D] / [D] / [D] / [D]↓ 2 3 4 /

[D] Goin' to the chapel and we're, gonna get married
[Em] Goin' to the **[A]** chapel and we're **[Em]** gonna get **[A]** married
[D] Gee, I really love you and we're, gonna get married
[Em] Goin' to the **[A7]** Chapel of **[D]** Love **[D]**

[D] Spring is here, the-e-e sky is blue, whoa-oh-oh
[Em] Birds all **[A]** sing as **[Em]** if they **[A]** knew
[D] Today's the day, we'll say I **[B7]** do
And we'll **[Em]** never be **[A7]** lonely any-**[D]**more **[A]** because we're

[D] Goin' to the chapel and we're, gonna get married
[Em] Goin' to the **[A]** chapel and we're **[Em]** gonna get **[A]** married
[D] Gee, I really love you and we're, gonna get married
[Em] Goin' to the **[A7]** Chapel of **[D]** Love **[D]**

[D] Bells will ring, the-e-e sun will shine, whoa-oh-oh
[Em] I'll be **[A]** his, and **[Em]** he'll be **[A]** mine
[D] We'll love until, the end of **[B7]** time
And we'll **[Em]** never be **[A7]** lonely any-**[D]**more **[A]** because we're

[D] Goin' to the chapel and we're, gonna get married
[Em] Goin' to the **[A]** chapel and we're **[Em]** gonna get **[A]** married
[D] Gee, I really love you and we're, gonna get married
[Em] Goin' to the **[A7]** Chapel of **[D]** Love, yeah… **[B7]** yeah, yeah, yeah

[Em] Goin' to the **[A7]** Chapel of **[D]** Love, yeah… **[B7]** yeah, yeah, yeah
[Em] Goin' to the **[A7]** Chapel of **[D]** Love

< SLOW >

[D]↓ Shoobie doo **[Em]**↓ wop wop **[D]**↓ oooo

Hooked On A Feeling

Mark James (as recorded by Blue Swede 1973)

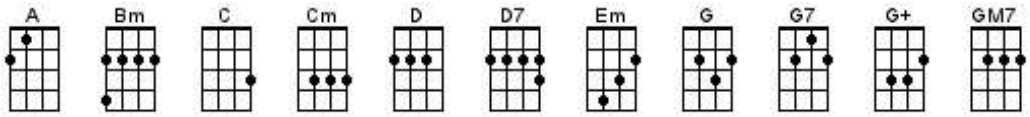

Singing note: B

< Light shuffle strum on Z chord > < red and black lines sung together >

INTRO: / 1 2 3 4 /

[Z] Ooga chaka ooga-ooga
[Z] Ooga chaka ooga-ooga
[Z] Ooga chaka ooga-ooga
[Z] Ooga chaka ooga-ooga

[G]↓ I can't stop this **[Gmaj7]**↓ feelin'
Ooga chaka ooga-ooga ooga chaka ooga-ooga

[G7]↓ Deep inside of **[C]**↓ me
Ooga chaka ooga-ooga ooga chaka ooga-ooga

[Cm]↓ Girl, you just don't rea-**[G]**↓ lize, what you
Ooga chaka ooga-ooga ooga chaka ooga-ooga

[D]↓ Do to me **[D]**↓
Ooga chaka ooga-ooga ooga chaka ooga-ooga

When you **[G]**↓ hold me, in your **[Gaug]**↓ arms so tight
Ooga chaka ooga-ooga ooga chaka ooga-ooga

You let me **[Em]**↓ know, every-**[G7]**↓thing's all right
Ooga chaka ooga-ooga ooga chaka ooga-ooga

[C]↓ I, I-I, I'-**[D]**↓ m ↓ hooked on a **[G]** feelin'
[D] I'm high on be-**[C]**lievin'
[D] That you're in **/ [G]** love with **[Bm]** me **/ [C]** ↓ ↑ ↓ ↑ **[D7]** ↓ ↑ ↓ ↑ **/ [D7]**↓ ↓ **/**
/ 1 + 2 + 3 + 4 + / 1 2 /

[G] Lips as sweet as **[Gmaj7]** candy, its **[G7]** taste is on my **[C]** mind
[Cm] Girl, you got me **[G]** thirsty, for a-**[D7]**nother cup of **[D7]** wine
[G] Got a bug from **[Gmaj7]** you girl, but **[G7]** I don't need no **[C]** cure
[Cm] I just stay a **[G]** victim, if I **[D]** can for sure **/ [D7]** ↓ ↑ ↓ ↑ ↓ ↑ All ↓ the ↑ good
/ 1 + 2 + 3 + 4 + /
[G] Love, when we're **[Gaug]** all alone
Keep it **[Em]** up girl, yeah, you **[G7]** turn me on

[C] I, I-I, I'-**[D]**↓ m ↓ hooked on a **[G]** feelin'
[D] I'm high on be-**[C]**lievin'
[D] That you're in **/ [G]** love with **[Bm]** me **/ [C]**↓ ↑ ↓↑ **[D7]**↓ ↑ ↓ ↑ **/ [D7]**↓↓ **/**
/ 1 + 2 + 3 + 4 + / 1 2 /

INSTRUMENTAL:
[G] / [Gmaj7] / [G7] / [C] / [Cm] / [Cm]↓ 2 3

All the good **[G]**↓ love, when we're **[Gaug]**↓ all alone, keep it
Ooga chaka ooga-ooga **ooga chaka ooga-ooga**

[Em]↓ Up girl, yeah you **[G7]**↓ turn me on
Ooga chaka ooga-ooga **ooga chaka ooga-ooga**

[C]↓ I, I-I, I'-**[D]**↓ m ↓ hooked on a **[G]** feelin'
[D] I'm high on be-**[C]**lievin'
[D] That you're in **/ [G]** love with **[Bm]** me **/**

[C] I'm **[D]** hooked on a **/ [G]** feelin' **/**
[D] And I'm high on be-**[C]**lievin'
[D] That you're in **/ [G]** love with **[Bm]** me **/**

[C] I said I'm **[D]** hooked on a **/ [G]** feelin' **/**
[D] And I'm high on be-**[C]**lievin'
[D] That you're in **/ [G]** love with **[Bm]** me **/ [C] [D] / [G]**↓

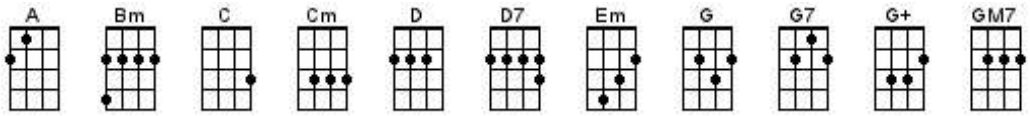

I Think We're Alone Now

Ritchie Cordell 1966 (as recorded by Tommy James & The Shondells)

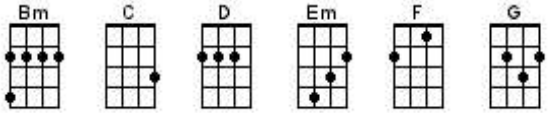

INTRO: / 1 2 3 4 / [G] / [D] / [C] / [G] /

[G] Children be-**[Bm]**have
[Em] That's what they **[D]** say when we're together
[G] And watch how you **[Bm]** play
[Em] They don't under-**[D]**stand, and so we're

BRIDGE:
[Bm] Runnin' just as fast as we **[G]** can
[Bm] Holdin' on to one another's **[G]** hand
[F] Tryin' to get away, into the night
And then you **[D]** put your arms around me and we **[D]** tumble to the ground
And then you **[G]** say

CHORUS: < QUIETLY >
I think we're a-**[D]**lone now
There **[C]** doesn't seem to be any-**[G]**one around
[G] I think we're a-**[D]**lone now
The **[C]** beating of our hearts is the **[G]** only sound **[G]↓ <tap-tap, tap-tap, tap-tap, tap>**

[G] Look at the **[Bm]** way
[Em] We gotta **[D]** hide what we're doing
[G] 'Cause what would they **[Bm]** say
[Em] If they ever **[D]** knew, and so we're

BRIDGE:
[Bm] Runnin' just as fast as we **[G]** can
[Bm] Holdin' on to one another's **[G]** hand
[F] Tryin' to get away, into the night
And then you **[D]** put your arms around me and we **[D]** tumble to the ground
And then you **[G]** say

CHORUS: < QUIETLY >
I think we're a-**[D]**lone now
There **[C]** doesn't seem to be any-**[G]**one around
[G] I think we're a-**[D]**lone now
The **[C]** beating of our hearts is the **[G]** only sound **[G]↓ <tap-tap, tap-tap, tap-tap, tap>**

[G] I think we're a-**[D]**lone now
There **[C]** doesn't seem to be any-**[G]**one around
[G] I think we're a-**[D]**lone now
The **[C]** beating of our hearts is the **[G]** only sound
[G] / [D] / [C] / [G] / [G]↓

Loves Me Like A Rock

Paul Simon 1973

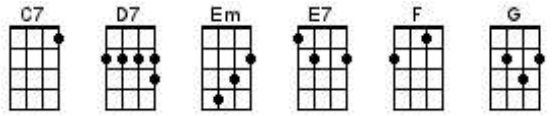

INTRO: / 1 2 3 4 / [G] / [G] / [G] / [G]↓

When I was a little **[G]** boy **(when I was just a [G] boy)**
And the Devil'd call my **[G]** name **(when I was just a [G] boy)**
I'd say now **[C7]** who do **(who?)**
[C7] Who do you think you're **[G]** foolin' **(when I was just a [G] boy)**
I'm a consecrated **[G]** boy **(when I was just a [G] boy-oy…)**
Singer in a **[C7]** Sunday choir **[C7]**
Oh, my mama **[G]** loved me, she **[D7]** loves me
She'd **[G]** get down on her knees and **[Em]** hug me
Oh she **[C7]** loved me like a **[G]** rock
[C7] She'd rock me like the **[F]** Rock of **[C7]** Ages and **[G]** loved me
[G] She'd love me, love me, love me **[G]** love me **[G]**↓

When I was grown to be a **[G]** man **(grown to be a [G] man)**
Mm, and the devil would call my **[G]** name **(grown to be a [G] man)**
I'd say now **[C7]** who do **(who?)**
[C7] Who do you think you're **[G]** foolin' **(grown to be a [G] man)**
I'm a consummated **[G]** man **(grown to be a [G] man)**
I can snatch a little **[C7]** pu…ri-**[C7]**ty
My mama **[G]** loves me, she **[D7]** loves me
She **[G]** get down on her knees and **[Em]** hug me
Oh she **[C7]** loves me like a **[G]** rock
[C7] She rock me like the **[F]** Rock of **[C7]** Ages and **[G]** loves me
[G] She love me, love me, love me **[G]** love me **[G]**↓

And if I was the Presi-**[G]**dent **(was the Presi-[G]dent)**
The minute the Congress call my **[G]** name **(was the Presi-[G]dent)**
I'd say now **[C7]** who do **(who?)**
[C7] Who do you think you're **[G]** foolin' **(who do you think you're [G] foolin')**
I've got the Presidential **[G]** Seal **(was the Presi-[G]dent)**
I'm up on the Presidential **[C7]** po…di-**[C7]**um
My mama **[G]** loves me, she **[D7]** loves me
She **[G]** get down on her knees and **[Em]** hug me
Oh she **[C7]** loves me like a **[G]** rock, oh….
[C7] She rock me like the **[F]** Rock of **[C7]** Ages and **[G]** love me
[G] She love me, love me, love me **[G]** love me **(love me like a [G] rock)**
She love me, love me, love me **[G]** love me **(love me like a [G] rock)**
She love me, love me, love me **[G]** love me **(love me like a [G] rock)**
Oh yeah **[G]** **(love me like a [G] rock)**

Na-na-na-na-na-**[C7]**na-a-a **(love me like a [F] rock, oh ba-[C7]by)**
Uh-**[G]**huh **(love me like a [G] rock)**
[G] **(Love me like a [G] rock)**
[C7] **(Love me like the [F] rock, oh ba-[C7]by)**

[G] Love me like a **[G]** rock
[G] Love me like a **[G]** rock

Na-na-na-na-na-**[C7]**na-a-a **(love me like a [F] rock, oh ba-[C7]by)**
[G] Love me like a **[G]** rock
[G] Love me like a **[G]** rock, oooooo
[C7] Love me like a **[F]** rock, oh ba-**[C7]**by **[G] / [G]↓ [G]↓ [F]↓ [C7]↓ / [G]↓**

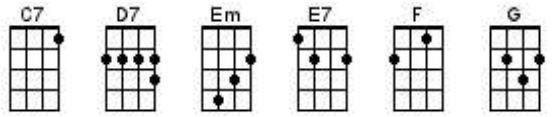

Five Foot Two Eyes Of Blue

Key: C

Art Landry

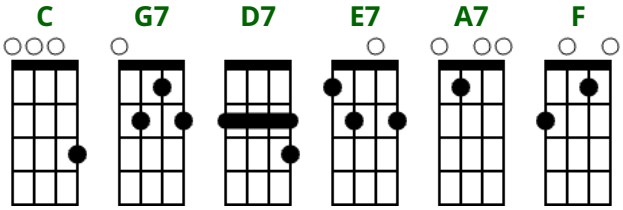

Chorus

C E7
Five foot two, eyes of blue,
A7
Oh, what those five feet can do!
D7 G7 C G7
Has anybody seen my gal?

Verse 1

C E7
Turned up nose, turned down hose
A7
Flapper? Yes, sir, one of those.
D7 G7 C
Has anybody seen my gal?

Bridge

E7
Now, if you run into a five foot two
A7
All covered with fur,
D7
Diamond rings and all those things,
G7
Bet your life it isn't her.

Verse 2

C E7
But could she love, could she woo,
A7
Could she, could she, could she coo?
D7 G7 C
Has anybody seen my gal?
D7 G7 C F C G7 C
Has anybody seen my gal?

Wicked Game

Key: D

For SUA Feb 17 2026 - key=D
Chris Isaac

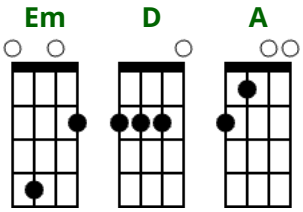

Intro

Em D

Verse 1

Em D A
The world was on fire and no one could save me but you.
Em D A
It's strange what desire will make foolish people do.
Em D A
I never dreamed that I'd meet somebody like you.
Em D A
I never dreamed that I'd lose somebody like you.

Chorus

Em D A
No, I d - on't want to fall in love. (This world is only gonna break your heart)
Em D A
No, I d - on't want to fall in love. (This world is only gonna break your heart)
Em D A
With you.

Outro

Em D A
With you.

Take Me Out To The Ballgame

Key: D

JUS. (NOTE: D-alt7 is a Hawaiian D7)

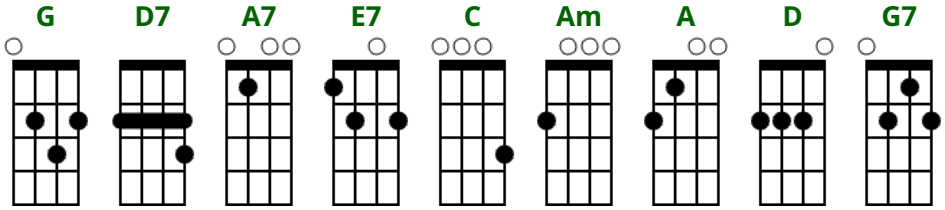

C A7-alt
For it's one, two,
G
Three strikes,
E7
You're out
A7-alt
At the old
D7 G D7
ball game.

G
Take me out to
D7
The ball game.
G
Take me out
D7
With the crowd.

E7
Buy me some peanuts and
Am
Cracker Jacks.
A
I don't care if
D D7
I ever get back

G
Let me root, root, root for the
D7
home team.
G G7
If they don't win,
E7
It's a shame.

C A7-alt
For it's one, two,
G
Three strikes,
E7
You're out
A7-alt
At the old
D7 G
ball game.

PLAY BALL!!

www.ozbcoz.com - Standard (GCEA) Ukulele - Helped by Scriptasaurus from UkeGeeks

Centerfield

Key: G

John Fogerty

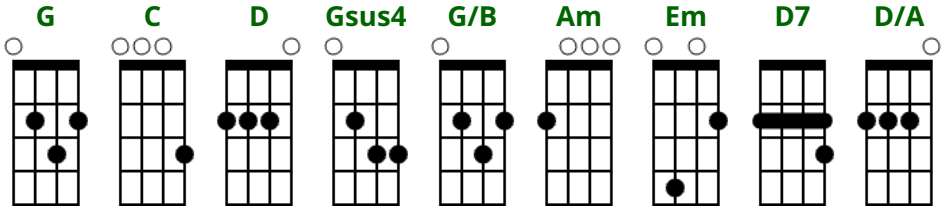


```
          |C       D       |G                |C       D       |G
e|-------|--------------|---------------|--------------|---------------|
B|-------|--------------|----3----------|--------------|---------------|
G|-------|-----0-----2-0|--4------------|-----0-----2-0|--2-4----------|
D|-------|---2---0-4----|------0~-------|---2---0-4----|------0~-------|
A|---0-2-|3-------------|-----------0-2-|3-------------|-----------0-2-|
E|-3-----|--------------|---------3-----|--------------|---------3-----|

   C       D       |G                |C        G/B
e|---------------|---------------|----------------|
B|---------------|----3----------|---1~------0~---|
G|------0-----2-0|--4------------|---0~------0~---|
D|----2---0-4----|------0~-------|--2-------0-----|
A|-3-------------|---------------|3-----3-2-----2-|
E|---------------|---------------|----------------|
```

Am | D | G Gsus G | G Gsus G | G Gsus G Gsus| G Gsus G |

Verse 1

G C G
Well, beat the drum and hold the phone - the sun came out today!
G Em D D7
We're born again, there's new grass on the field.
G C G
A-roundin' third, and headed for home, it's a brown-eyed handsome man
C D G
Anyone can understand the way I feel.

Chorus

G C G
Oh, put me in, coach, I'm ready to play today
C G/B
Put me in, coach, I'm ready to play today
Am D G
Look at me, I can be centerfield.

Verse 2

G C G
Well I spent some time in the Mudville Nine watchin' it from the bench
G Em D D7
You know I took some lumps when the mighty Case struck out.
G C G
So say hey willie, tell Ty Cobb and Joe Dimaggio
C D G
Don't say 'it ain't so', you know the time is now.

Chorus

G C G
Oh, put me in, coach, I'm ready to play today
C G/B
Put me in, coach, I'm ready to play today
Am D G
Look at me, I can be centerfield.

Interlude

C D | G | C D | G | C D | G | C G/B | D/A | D |

G Gsus G | G Gsus G | G Gsus G Gsus| G Gsus G |

Verse 3

G C G
Got a beat-up glove, a homemade bat, and brand-new pair of shoes
G Em D D7
You know I think it's time to give this game a ride.
G C G
Just to hit the ball and touch 'em all - a moment in the sun
C D G
(pop) it's gone and you can tell that one goodbye!

Chorus

G C G
Oh, put me in, coach, I'm ready to play today
C G/B
Put me in, coach, I'm ready to play today
Am D
Look at me, (yeah) I could be
G C G
Oh, put me in, coach, I'm ready to play today
C G/B
Put me in, coach, I'm ready to play today
Am D G
Look at me, gotta be centerfield.

Yeah!

Outro

C | G/B | Am | D | G